

# Cable feed-through plates - MC-25/27-MULTI-67-PVO-BK - 1415237

Please be informed that the data shown in this PDF Document is generated from our Online Catalog. Please find the complete data in the user's documentation. Our General Terms of Use for Downloads are valid (<http://phoenixcontact.com/download>)




Cable feed-through plates, no. of conductors: 27, length: 222 mm, width: 92 mm, height: 29.5 mm, external cable diameter: 13x 10 mm ... 14 mm , color: black

## Your advantages

- Oil-resistant according to UL 157



## Key Commercial Data

Packing unit	1 pc
GTIN	 4 055626 039435
GTIN	4055626039435

## Technical data

### Dimensions

Length	222 mm
Width	92 mm
Height	29.5 mm
Drill hole distance, horizontal	62 mm
Drill hole distance, vertical	194 mm
External cable diameter	13x 10 mm ... 14 mm
	4x 8 mm ... 12 mm
	2x 20 mm ... 26 mm
	4x 5 mm ... 7 mm
	4x 8 mm ... 12 mm

### Ambient conditions

Degree of protection	IP66 (Minimum sheet thickness $\geq$ 2.5 mm)
	IP67 (Minimum sheet thickness $\geq$ 2.5 mm)
Ambient temperature (operation)	-40 °C ... 100 °C

# Cable feed-through plates - MC-25/27-MULTI-67-PVO-BK - 1415237

## Technical data

### General

No. of conductors	27
Material	TPE-SEBS
	galvanized sheet steel ()
Flammability rating according to UL 94	V0
Color	black
Torque	1.5 Nm ... 2 Nm (Mounting screws)
Note	incl. mounting screws
	2 mm thick coated, galvanized sheet steel
Installation instructions	M8 mounting screw, torque: 1.5 - 2.0 Nm, SW5 Allen key
	The mounting screws included should be used for assembly.  Assembly steps: 1) Fix Multigates with the mounting screws provided (observe torque) 2) Make a hole in the membrane (with a screwdriver) or cut off the tip of the cone 3) Guide the cable through the opening (from the outside). Withdraw the cable approximately 20 mm (to improve strain relief).

### Standards and Regulations

Flammability rating according to UL 94	V0
--	----

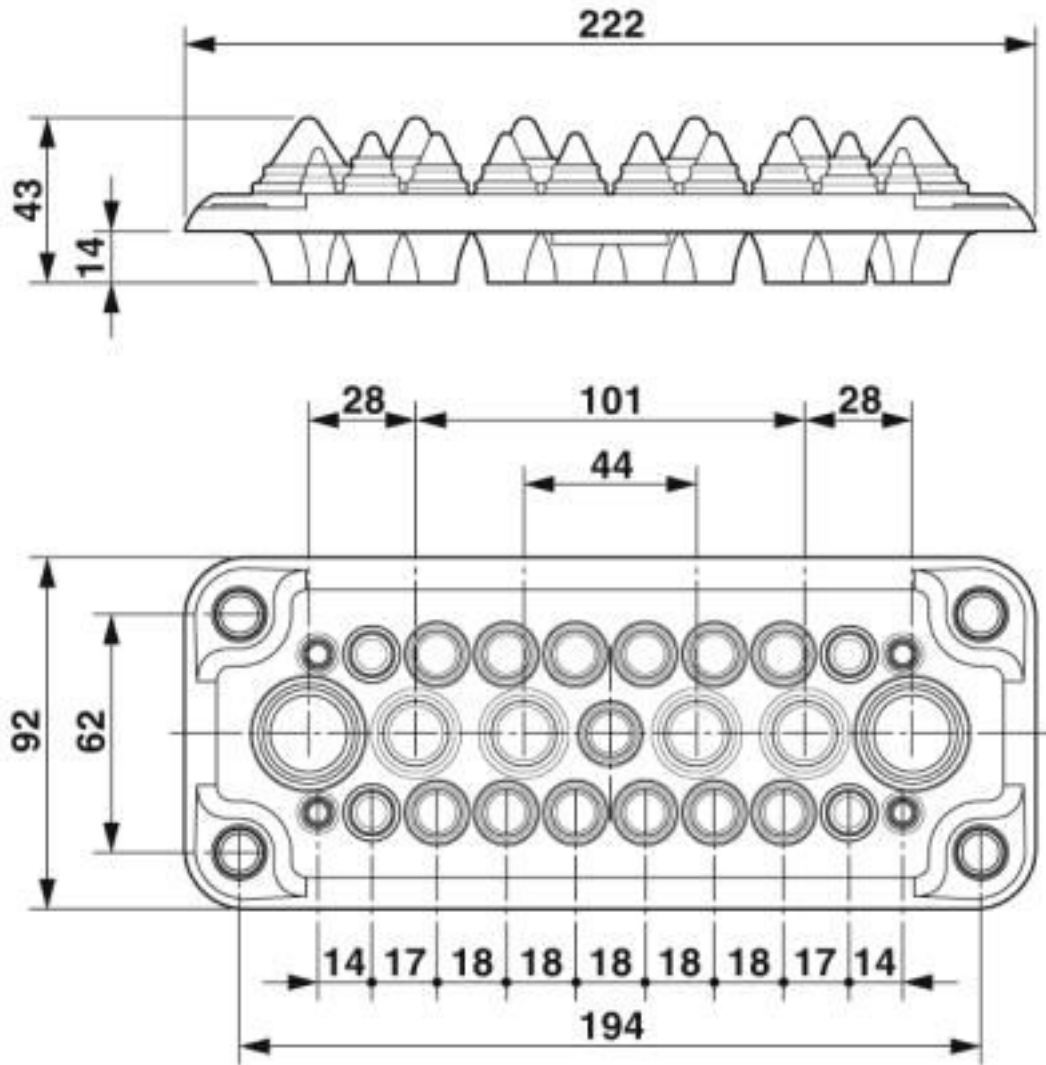
### Environmental Product Compliance

China RoHS	Environmentally friendly use period: unlimited = EFUP-e
	No hazardous substances above threshold values

## Drawings

# Cable feed-through plates - MC-25/27-MULTI-67-PVO-BK - 1415237

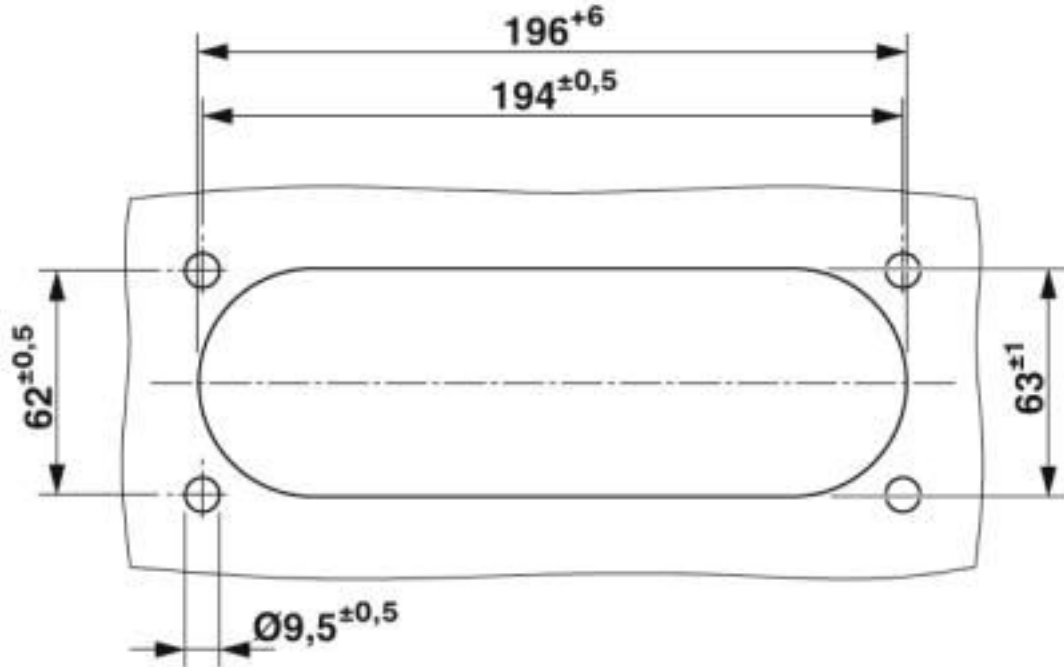
Dimensional drawing



Dimensional drawing

# Cable feed-through plates - MC-25/27-MULTI-67-PVO-BK - 1415237

Dimensional drawing



Wall cutout drawing

## Classifications

eCl@ss

eCl@ss 10.0.1	27400569
eCl@ss 4.0	23110100
eCl@ss 4.1	23110100
eCl@ss 5.0	23110100
eCl@ss 5.1	23110100
eCl@ss 6.0	27409200
eCl@ss 7.0	27409208
eCl@ss 8.0	27409208
eCl@ss 9.0	27400569

ETIM

ETIM 5.0	EC001004
ETIM 6.0	EC001004
ETIM 7.0	EC001004

## Approvals

Approvals

# Cable feed-through plates - MC-25/27-MULTI-67-PVO-BK - 1415237

## Approvals

Approvals


EAC-RoHS

---

Ex Approvals

---

## Approval details

EAC-RoHS		RU D- DE.HB35.B.00387
----------	---	--------------------------

---

Phoenix Contact 2020 © - all rights reserved  
<http://www.phoenixcontact.com>

PHOENIX CONTACT GmbH & Co. KG  
Flachsmarktstr. 8  
32825 Blomberg  
Germany  
Tel. +49 5235 300  
Fax +49 5235 3 41200  
<http://www.phoenixcontact.com>