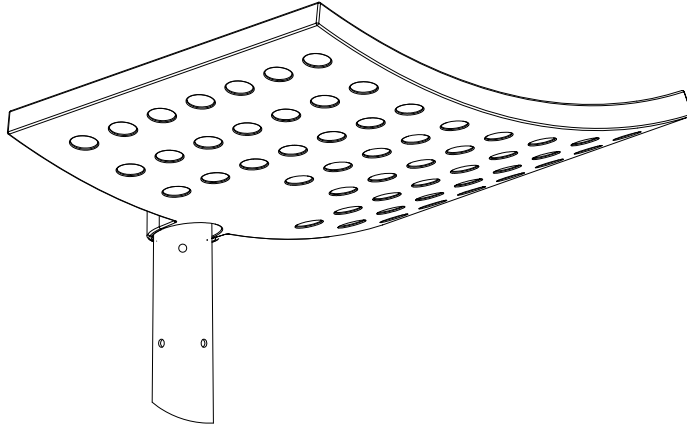
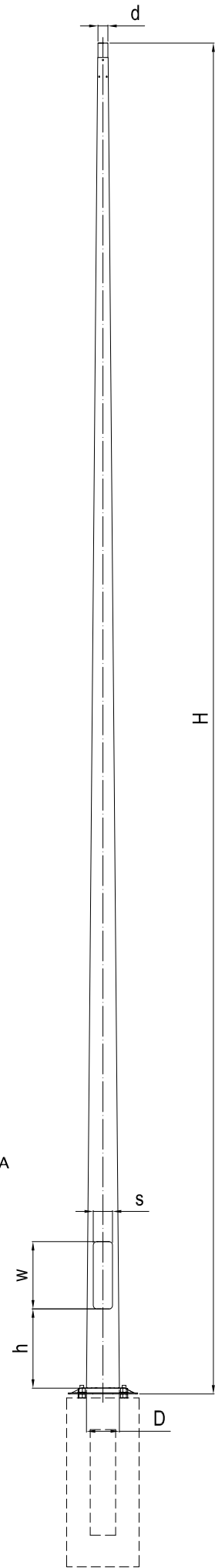
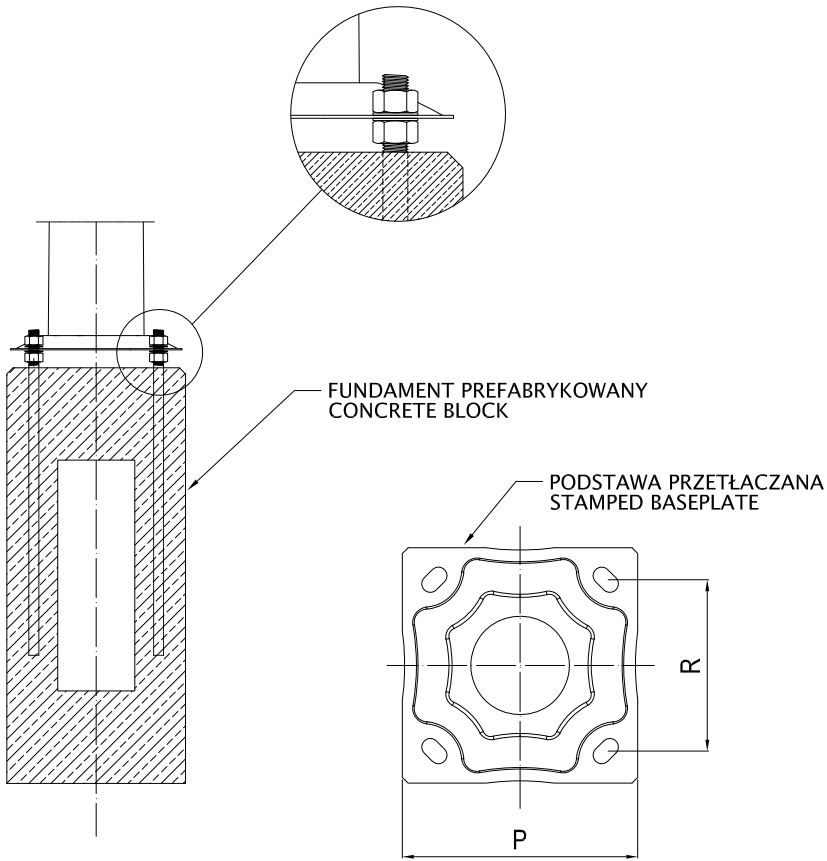


AURIGA P



PRZYKŁADOWE ZASTOSOWANIE
EXAMPLE SOLUTION



AURIGA P

Materiał / Description

Stal ocynkowana (zgodnie z normą EN ISO 1461)
Galvanized steel (according to the norm EN ISO 1461)

Wykończenie / Finishing

Malowanie proszkowe lub hydrodynamiczne na dowolny kolor z palety RAL lub AKZO
Powder coat as well as hydrodynamic painting on every color from RAL or AKZO palette

Tabela z geometrią słupa / Pole dimensions







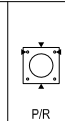
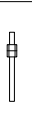
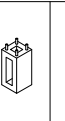




|  |  |  |  |  |  |  |  |  |  |
|---|---|---|---|---|---|---|---|---|---|
| [m] | [mm] | [mm] | [mm] | [mm] | [mm] | [mm] | [mm] | [cm] | [mm] |
| 3 | 60 | 98 | 400 | 65 | 500 | 271 / 200 | M18 | 100 / 30 | 800 |
| 3,5 | | 104 | | 70 | | | | | |
| 4 | | 110 | | 75 | | | | | |
| 4,5 | | 116 | | 75 | | | | | |
| 5 | | 122 | | 80 | | | | | |
| 6 | | 134 | | 85 | | | | | 1000 |

Tabela z wynikami obciążeń / Maximum load

|  |  |  | | | | M | T |
|---|---|---|--|------------------------------------|--|--------|-------|
| | | I, III strefa < 300 m n.p.m. | I, III strefa 300 - 450 m n.p.m. | II strefa 450 - 600 m n.p.m. | I, III strefa 600 - 900 m n.p.m. | | |
| [m] | [kg] | [m2] | [m2] | [m2] | [m2] | [daNm] | [daN] |
| 3 | 40 | 1,17 | 0,96 | 0,81 | 0,57 | 312 | 122 |
| 3,5 | | 1,03 | 0,84 | 0,70 | 0,49 | 340 | 119 |
| 4 | | 0,91 | 0,75 | 0,62 | 0,42 | 371 | 118 |
| 4,5 | | 0,88 | 0,71 | 0,58 | 0,41 | 433 | 126 |
| 5 | | 0,78 | 0,62 | 0,50 | 0,35 | 469 | 127 |
| 6 | | 0,68 | 0,53 | 0,42 | 0,28 | 570 | 135 |

