

Sleeve housing - VC-K-T3-Z-M25 - 1852961

Please be informed that the data shown in this PDF Document is generated from our Online Catalog. Please find the complete data in the user's documentation. Our General Terms of Use for Downloads are valid (<http://phoenixcontact.com/download>)



Sleeve housings, Sleeve housing, type: VC3, housing material: Polyamide, color: gray. When using fiber optics, the bending radii of the cable manufacturers must be observed.


Your advantages

- ✓ Seals with two cable entries are available
- ✓ Angled cable outlet so the cable can be routed as desired, from the side and straight

RoHS

IP65

Key Commercial Data

Packing unit	5 pc
GTIN	 4 017918 970833
GTIN	4017918970833

Technical data

Dimensions

Height	75 mm
--------	-------

Ambient conditions

Degree of protection	IP65
Ambient temperature (operation)	-40 °C ... 80 °C

General

Note	When using fiber optics, the bending radii of the cable manufacturers must be observed.
Type	VC3
Degree of protection	IP65
Flammability rating according to UL 94	V0
Locking type	Screw locking, cylinder head
Fixing screws	M4
Tightening torque, mounting screw	1.5 Nm \pm 0.3 Nm

Sleeve housing - VC-K-T3-Z-M25 - 1852961

Technical data

General

Type of the screw connection	M25
Cable outlet	Angled
Housing material	Polyamide
Seal material	EPDM
Ambient temperature (operation)	-40 °C ... 80 °C

Standards and Regulations

Flammability rating according to UL 94	V0
Safety note	WARNING: The connectors may not be plugged in or disconnected under load. Ignoring the warning or improper use may damage persons and/or property.
	• WARNING: Commission properly functioning products only. The products must be regularly inspected for damage. Decommission defective products immediately. Replace damaged products. Repairs are not possible.
	• WARNING: Only electrically qualified personnel may install and operate the product. They must observe the following safety notes. The qualified personnel must be familiar with the basics of electrical engineering. They must be able to recognize and prevent danger. The relevant symbol on the packaging indicates that only personnel familiar with electrical engineering are allowed to install and operate the product.
	• The products are suitable for applications in plant, controller, and electrical device engineering.
	• When operating the connectors in outdoor applications, they must be separately protected against environmental influences.
	• Assembled products may not be manipulated or improperly opened.
	• Only use mating connectors that are specified in the technical data of the standards listed (e.g. the ones listed in the product accessories online at phoenixcontact.com/products).
	• When using the product in direct connection with third-party manufacturers, the user is responsible.
	• For operating voltages > 50 V AC, conductive connector housings must be grounded
	• Ensure that the protective or functional ground has been properly connected.
	• VDE 0100/1.97 § 411.1.3.2 and DIN EN 60 204/11.98 § 14.1.3 are applicable when combining several circuits in a cable and/or connector
	• Observe the corresponding technical data. You will find information: <ul style="list-style-type: none"> o On the product o On the packing label o In the supplied documentation o Online at phoenixcontact.com/products under the product
	• Only use tools recommended by Phoenix Contact
	• The installation notes/Design In documents online on the download page at phoenixcontact.com/products must be observed for this product.
	• Use a protective cap to protect connectors that are not in use. The suitable accessories are available online in the accessory section of the product at phoenixcontact.com/products
	• Operate the connector only when it is fully plugged in.

Sleeve housing - VC-K-T3-Z-M25 - 1852961

Technical data

Standards and Regulations

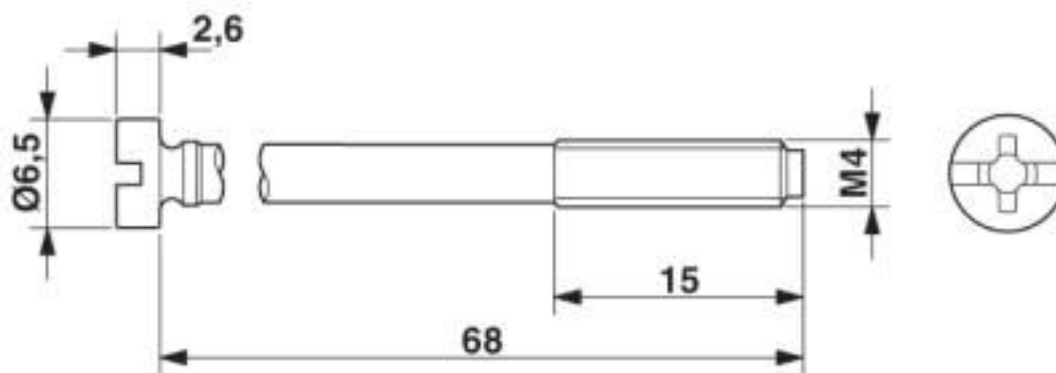
	<ul style="list-style-type: none"> • Ensure that when laying the cable, the tensile load on the connectors does not exceed the upper limit specified in the standards.
	<ul style="list-style-type: none"> • Observe the minimum bending radius of the cable. Lay the cable without twisting it.

Environmental Product Compliance

China RoHS	Environmentally friendly use period: unlimited = EFUP-e
	No hazardous substances above threshold values

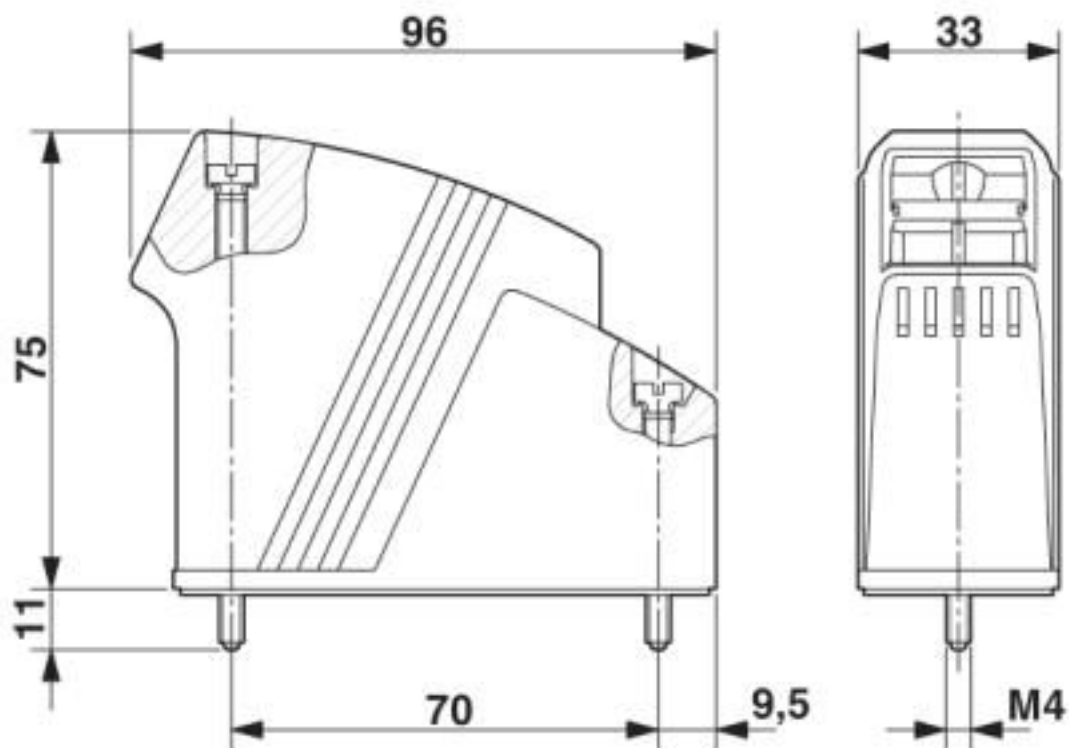
Drawings

Dimensional drawing

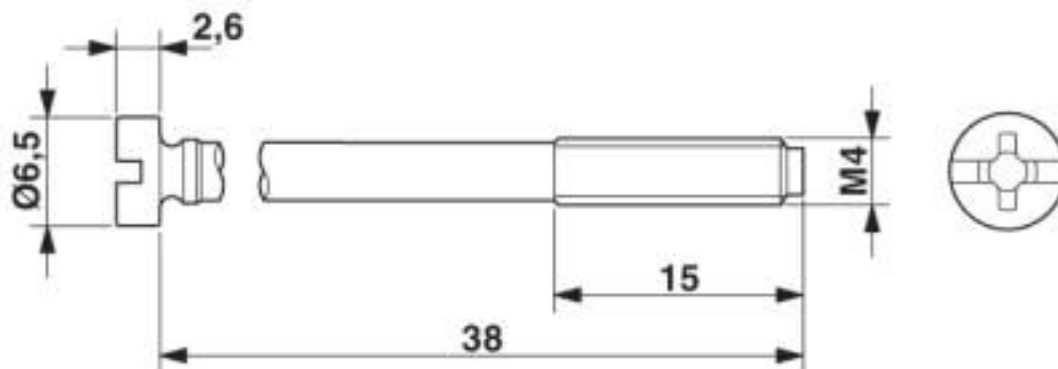


Sleeve housing - VC-K-T3-Z-M25 - 1852961

Dimensional drawing



Dimensional drawing



Classifications

eCl@ss

eCl@ss 10.0.1	27440202
eCl@ss 11.0	27440202
eCl@ss 4.0	27140800
eCl@ss 4.1	27140800
eCl@ss 5.0	27371200
eCl@ss 5.1	27261200

Sleeve housing - VC-K-T3-Z-M25 - 1852961

Classifications

eCl@ss

eCl@ss 6.0	27261200
eCl@ss 7.0	27440202
eCl@ss 8.0	27440202
eCl@ss 9.0	27440202

ETIM

ETIM 2.0	EC000437
ETIM 3.0	EC000437
ETIM 4.0	EC000437
ETIM 5.0	EC000437
ETIM 6.0	EC000437
ETIM 7.0	EC000437

UNSPSC

UNSPSC 6.01	31261501
UNSPSC 7.0901	31261501
UNSPSC 11	31261501
UNSPSC 12.01	31261501
UNSPSC 13.2	31261501
UNSPSC 18.0	31261501
UNSPSC 19.0	31261501
UNSPSC 20.0	31261501
UNSPSC 21.0	31261501

Accessories

Accessories

Full screw connection

Cable gland - G-INS-M25-M68L-PEPDS-LG - 1424516



Cable gland, cable gland material: PA, external cable diameter 9 mm ... 17 mm, shielding: no, connecting thread: M25 x 1.5, color: lightgrey RAL 7035

Cable gland - G-INS-M25-L68N-PNES-LG - 1424472



Cable gland, cable gland material: PA, external cable diameter 13 mm ... 18 mm, shielding: no, connecting thread: M25 x 1.5, color: lightgrey RAL 7035

Sleeve housing - VC-K-T3-Z-M25 - 1852961

Accessories

Protective cover

Protective covers - VC-SD3 - 1853696



Protective cover, Protective covers, type: VC3, housing material: PA 6, color: gray

Protective covers - VC-SD-T3 - 1886744



Protective cover, Protective covers, type: VC3, housing material: PA 6, color: gray

Marking label - VC-BZS WH - 1852875



Marker labels, unprinted, 5-section, for individual labeling with M-PEN or CMS system, white

Connector component - VC-SCHR.ZYL-B-M4X38X15-Z2L-V4A - 1628354



M4x38x15 mm cylinder screw as replacement for VC sleeve housing

Connector component - VC-SCHR.ZYL-B-M4X68X15-Z2L-V4A - 1628355



M4x68x15 mm cylinder screw as replacement for VC sleeve housing

Sleeve housing - VC-K-T3-Z-M25 - 1852961

Accessories

Connector component - VC-O-RING 3X1,5 NBR-NT70:100 - 1628356



O-ring as replacement for VC sleeve housing

Marking label - VC-BZS WH - 1852875



Marker labels, unprinted, 5-section, for individual labeling with M-PEN or CMS system, white

Phoenix Contact 2020 © - all rights reserved
<http://www.phoenixcontact.com>

PHOENIX CONTACT GmbH & Co. KG
Flachsmarktstr. 8
32825 Blomberg
Germany
Tel. +49 5235 300
Fax +49 5235 3 41200
<http://www.phoenixcontact.com>