

Contact insert - VC-TFS 8 - 1852820

Please be informed that the data shown in this PDF Document is generated from our Online Catalog. Please find the complete data in the user's documentation. Our General Terms of Use for Downloads are valid (<http://phoenixcontact.com/download>)




Contact insert module, for sleeve frames, with screw connection, 8-pos., 160 V / 10 A

Your advantages

- ✓ Compact design
- ✓ Proven COMBICON technology
- ✓ Universal connection
- ✓ Can be keyed to prevent incorrect connection



Key Commercial Data

| | |
|--------------|---|
| Packing unit | 50 pc |
| GTIN |  4 017918 127152 |
| GTIN | 4017918127152 |

Technical data

General

| | |
|---|---|
| Note | Connectors may only be connected/disconnected when under no load. |
| Connection technology | Screw connection |
| Connection method | Screw connection |
| Tightening torque | 0.22 Nm ... 0.25 Nm |
| Degree of pollution | 3 |
| Number of positions | 8 |
| Insertion/withdrawal cycles | ≥ 100 |
| Conductor cross section | 0.14 mm² ... 1.5 mm² |
| Connection cross section AWG | 28 ... 16 |
| Stripping length of the individual wire | 6 mm |

Ambient conditions

Contact insert - VC-TFS 8 - 1852820

Technical data

Ambient conditions

| | |
|---------------------------------|-------------------|
| Ambient temperature (operation) | -40 °C ... 100 °C |
|---------------------------------|-------------------|

Material data

| | |
|--------------------------|------------|
| Contact material | CuZn |
| Contact surface material | Tin-plated |
| Contact carrier material | PA |

Electrical characteristics

| | |
|-----------------------|--------|
| Rated voltage (III/3) | 160 V |
| Rated surge voltage | 2.5 kV |
| | 2.5 kV |
| Rated current | 10 A |
| | 10 A |

Standards and Regulations

| | |
|--|--|
| Connection in acc. with standard | CUL |
| Flammability rating according to UL 94 | V0 |
| Safety note | WARNING: The connectors may not be plugged in or disconnected under load. Ignoring the warning or improper use may damage persons and/or property. |
| | • WARNING: Commission properly functioning products only. The products must be regularly inspected for damage. Decommission defective products immediately. Replace damaged products. Repairs are not possible. |
| | • WARNING: Only electrically qualified personnel may install and operate the product. They must observe the following safety notes. The qualified personnel must be familiar with the basics of electrical engineering. They must be able to recognize and prevent danger. The relevant symbol on the packaging indicates that only personnel familiar with electrical engineering are allowed to install and operate the product. |
| | • The products are suitable for applications in plant, controller, and electrical device engineering. |
| | • When operating the connectors in outdoor applications, they must be separately protected against environmental influences. |
| | • Assembled products may not be manipulated or improperly opened. |
| | • Only use mating connectors that are specified in the technical data of the standards listed (e.g. the ones listed in the product accessories online at phoenixcontact.com/products). |
| | • When using the product in direct connection with third-party manufacturers, the user is responsible. |
| | • For operating voltages > 50 V AC, conductive connector housings must be grounded |
| | • Ensure that the protective or functional ground has been properly connected. |
| | • VDE 0100/1.97 § 411.1.3.2 and DIN EN 60 204/11.98 § 14.1.3 are applicable when combining several circuits in a cable and/or connector |
| | • Observe the corresponding technical data. You will find information: <ul style="list-style-type: none"> o On the product o On the packing label o In the supplied documentation |

Contact insert - VC-TFS 8 - 1852820

Technical data

Standards and Regulations

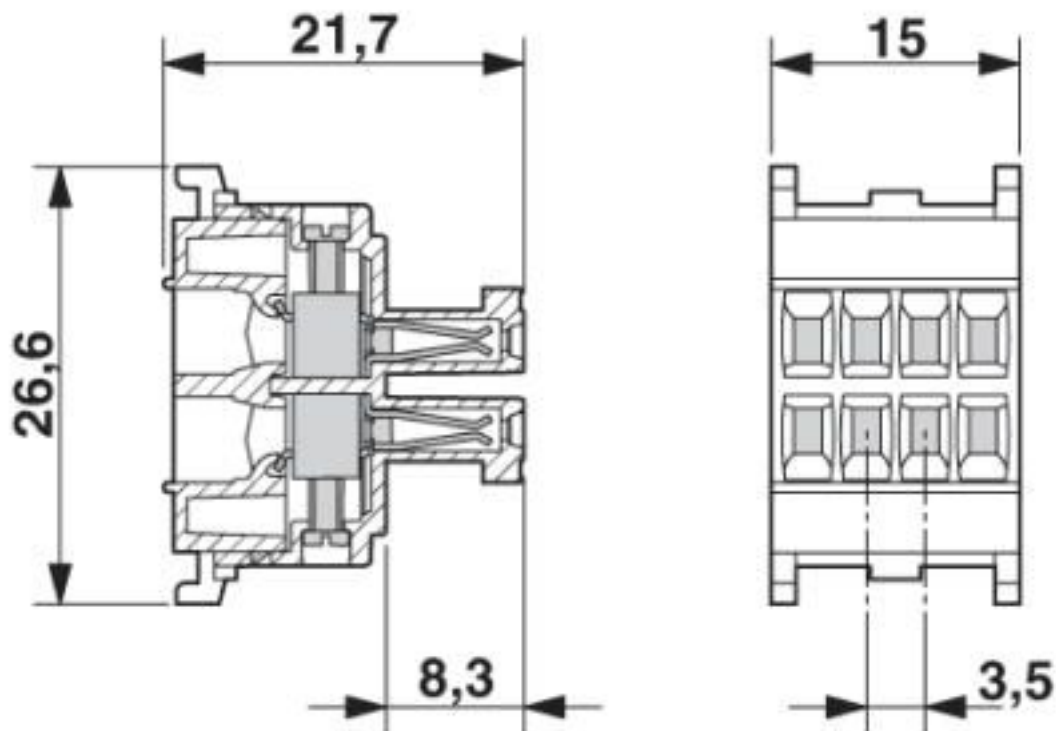
| | |
|--|--|
| | o Online at phoenixcontact.com/products under the product |
| | • Only use tools recommended by Phoenix Contact |
| | • The installation notes/Design In documents online on the download page at phoenixcontact.com/products must be observed for this product. |
| | • Use a protective cap to protect connectors that are not in use. The suitable accessories are available online in the accessory section of the product at phoenixcontact.com/products |
| | • Operate the connector only when it is fully plugged in. |
| | • Ensure that when laying the cable, the tensile load on the connectors does not exceed the upper limit specified in the standards. |
| | • Observe the minimum bending radius of the cable. Lay the cable without twisting it. |

Environmental Product Compliance

| | |
|------------|---|
| REACH SVHC | Lead 7439-92-1 |
| China RoHS | Environmentally Friendly Use Period = 50 years |
| | For details about hazardous substances go to tab "Downloads", Category "Manufacturer's declaration" |

Drawings

Dimensional drawing



Contact insert - VC-TFS 8 - 1852820

Classifications

eCl@ss

| | |
|---------------|----------|
| eCl@ss 10.0.1 | 27440205 |
| eCl@ss 11.0 | 27440223 |
| eCl@ss 4.0 | 27140800 |
| eCl@ss 4.1 | 27140800 |
| eCl@ss 5.0 | 27371200 |
| eCl@ss 5.1 | 27261200 |
| eCl@ss 6.0 | 27261200 |
| eCl@ss 7.0 | 27440205 |
| eCl@ss 8.0 | 27440205 |
| eCl@ss 9.0 | 27440205 |

ETIM

| | |
|----------|----------|
| ETIM 2.0 | EC000437 |
| ETIM 3.0 | EC000437 |
| ETIM 4.0 | EC000437 |
| ETIM 5.0 | EC000438 |
| ETIM 6.0 | EC000438 |
| ETIM 7.0 | EC000438 |

UNSPSC

| | |
|---------------|----------|
| UNSPSC 6.01 | 31261501 |
| UNSPSC 7.0901 | 31261501 |
| UNSPSC 11 | 31261501 |
| UNSPSC 12.01 | 31261501 |
| UNSPSC 13.2 | 39121522 |
| UNSPSC 18.0 | 39121522 |
| UNSPSC 19.0 | 39121522 |
| UNSPSC 20.0 | 39121522 |
| UNSPSC 21.0 | 39121522 |

Approvals

Approvals

Approvals


UL Recognized / cUL Recognized / EAC / cULus Recognized


Ex Approvals


Approval details


Contact insert - VC-TFS 8 - 1852820

Approvals

| | | | |
|--------------------|---|---|---------------|
| UL Recognized |  | http://database.ul.com/cgi-bin/XYV/template/LISEXT/1FRAME/index.htm | FILE E 118976 |
| Nominal voltage UN | 250 V | | |
| Nominal current IN | 8 A | | |
| mm²/AWG/kcmil | 30-14 | | |

| | | | |
|--------------------|---|---|---------------|
| cUL Recognized |  | http://database.ul.com/cgi-bin/XYV/template/LISEXT/1FRAME/index.htm | FILE E 118976 |
| Nominal voltage UN | 250 V | | |
| Nominal current IN | 8 A | | |
| mm²/AWG/kcmil | 30-14 | | |

| | | |
|-----|---|---------|
| EAC |  | B.01742 |
|-----|---|---------|

| | |
|------------------|---|
| cULus Recognized |  |
|------------------|---|

Accessories

Accessories

Coding element

Coding profile - CP-MSTB - 1734634



Coding profile, is inserted into the slot on the plug or inverted header, red insulating material

Coding profile - CP-HCC 4 - 1600027



Coding profile, number of positions: 1, pitch: 0 mm, color: red

Contact insert - VC-TFS 8 - 1852820

Accessories

Labeled terminal marker

Marker card - SK 7,5/3,8:FORTL.ZAHLEN - 0804455



Marker card, Card, white, labeled, horizontal: consecutive numbers 1 ... 10, 11 ... 20, etc. up to 91 ... 100, mounting type: adhesive, for terminal block width: 7.5 mm, lettering field size: 7.5 x 3.8 mm

Marker card - SK 5/3,8:FORTL.ZAHLEN - 0804183



Marker card, Card, white, labeled, horizontal: consecutive numbers 1 ... 10, 11 ... 20, etc. up to 91 ... (99)100, mounting type: adhesive, for terminal block width: 5 mm, lettering field size: 5 x 3.8 mm

Marker card - SK 3,5/2,8:FORTL.ZAHLEN - 0804073



Marker card, Card, white, labeled, horizontal: consecutive numbers 1 ... 10, 11 ... 20, etc. up to 91 ... 99, mounting type: adhesive, for terminal block width: 3.5 mm, lettering field size: 3.5 x 2.8 mm

Terminal marking

Marker card - SK U/5,0 WH:UNBEDRUCKT - 0803922



Marker card, Sheet, white, unlabeled, can be labeled with: PLOTMARK, CMS-P1-PLOTTER, Office printing systems, mounting type: adhesive, for terminal block width: 210 mm, lettering field size: 186 x 5 mm, Number of individual labels: 630

Marker card - SK U/3,8 WH:UNBEDRUCKT - 0803906



Marker card, Sheet, white, unlabeled, can be labeled with: PLOTMARK, CMS-P1-PLOTTER, Office printing systems, mounting type: adhesive, for terminal block width: 210 mm, lettering field size: 186 x 3.8 mm, Number of individual labels: 1440

Phoenix Contact 2020 © - all rights reserved
<http://www.phoenixcontact.com>

PHOENIX CONTACT GmbH & Co. KG
Flachsmarktstr. 8
32825 Blomberg
Germany
Tel. +49 5235 300
Fax +49 5235 3 41200
<http://www.phoenixcontact.com>