

Patch panels - FL-PP-RJ45-SC - 2901643

Please be informed that the data shown in this PDF Document is generated from our Online Catalog. Please find the complete data in the user's documentation. Our General Terms of Use for Downloads are valid (<http://phoenixcontact.com/download>)



Patch panel, one RJ45 jack to 8 screw connection terminal blocks (1:1 assignment), CAT5e, 10/100/1000 Mbps, DIN rail adapter, IP20, option of shield contacting to the DIN rail via jumpers

Product Description


Ethernet patch panels enable quick and easy connection between the field cabling and control cabinet cabling. The passive termination panels are a convenient alternative to the on-site assembly of RJ45 connectors.

Your advantages

- ✓ Safe shield connection to ground potential
- ✓ 10/100/1000 Mbps
- ✓ Mounting on a DIN rail
- ✓ CAT5e
- ✓ Optional shield connection via jumpers
- ✓ Shipbuilding approval in accordance with DNV GL
- ✓ PoE-capable in accordance with IEEE 802.3bt, type 4



Key Commercial Data

Packing unit	10 pc
GTIN	 4 046356 623391
GTIN	4046356623391

Technical data

Note

Utilization restriction	Use in potentially explosive areas is not permitted in China.
-------------------------	---

Dimensions

Width	29 mm
Height	90 mm
Depth	53 mm

Ambient conditions

Patch panels - FL-PP-RJ45-SC - 2901643

Technical data

Ambient conditions

Ambient temperature (operation)	-25 °C ... 70 °C
Ambient temperature (storage/transport)	-25 °C ... 85 °C
Permissible humidity (operation)	25 % ... 95 % (non-condensing)
Degree of protection	IP20

General

External cable diameter	6 mm ... 10 mm
Net weight	58.08 g
Housing material	PVC / PA
Color	green
MTBF	6702 Years (Telcordia standard, 25°C temperature, 21% operating cycle (5 days a week, 8 hours a day))
	2962 Years (Telcordia standard, 40°C temperature, 34.25% operating cycle (5 days a week, 12 hours a day))

Interfaces

Interface 1	Ethernet interface, 10/100/1000Base-T(X) in accordance with IEEE 802.3
No. of ports	1
Connection method	Screw connection
Transmission length	100 m (including patch cables)
Conductor cross section solid min.	0.14 mm ²
Conductor cross section solid max.	1.5 mm ²
Conductor cross section flexible min.	0.14 mm ²
Conductor cross section flexible max.	1 mm ²
Conductor cross section AWG min.	26
Conductor cross section AWG max.	16
Torque	0.22 Nm ... 0.25 Nm
Pin assignment	1:1
Serial transmission speed	10/100/1000 Mbps
Interface 2	Ethernet interface, 10/100/1000Base-T(X) in accordance with IEEE 802.3
No. of ports	1
Connection method	RJ45 CAT5e

Conformance/approvals

Designation	ATEX
Identification	# II 3 G Ex nA IIC Gc U
Additional text	Please follow the special installation instructions in the documentation!
Designation	Corrosive gas test
Identification	ISA-S71.04-1985 G3 Harsh Group A
Designation	Shipbuilding
Identification	DNV GL
Temperature	B

Patch panels - FL-PP-RJ45-SC - 2901643

Technical data

Conformance/approvals

Humidity	A
Vibration	A
EMC	B
Enclosure	Required protection according to the Rules shall be provided upon installation on board

Standards and Regulations

Type of test	Vibration resistance in acc. with EN 60068-2-6/IEC 60068-2-6
Test result	5g, 10...150 Hz, 2.5 h, in XYZ direction
Type of test	Shock in acc. with EN 60068-2-27/IEC 60068-2-27
Test result	25g, 11 ms period, half-sine shock pulse

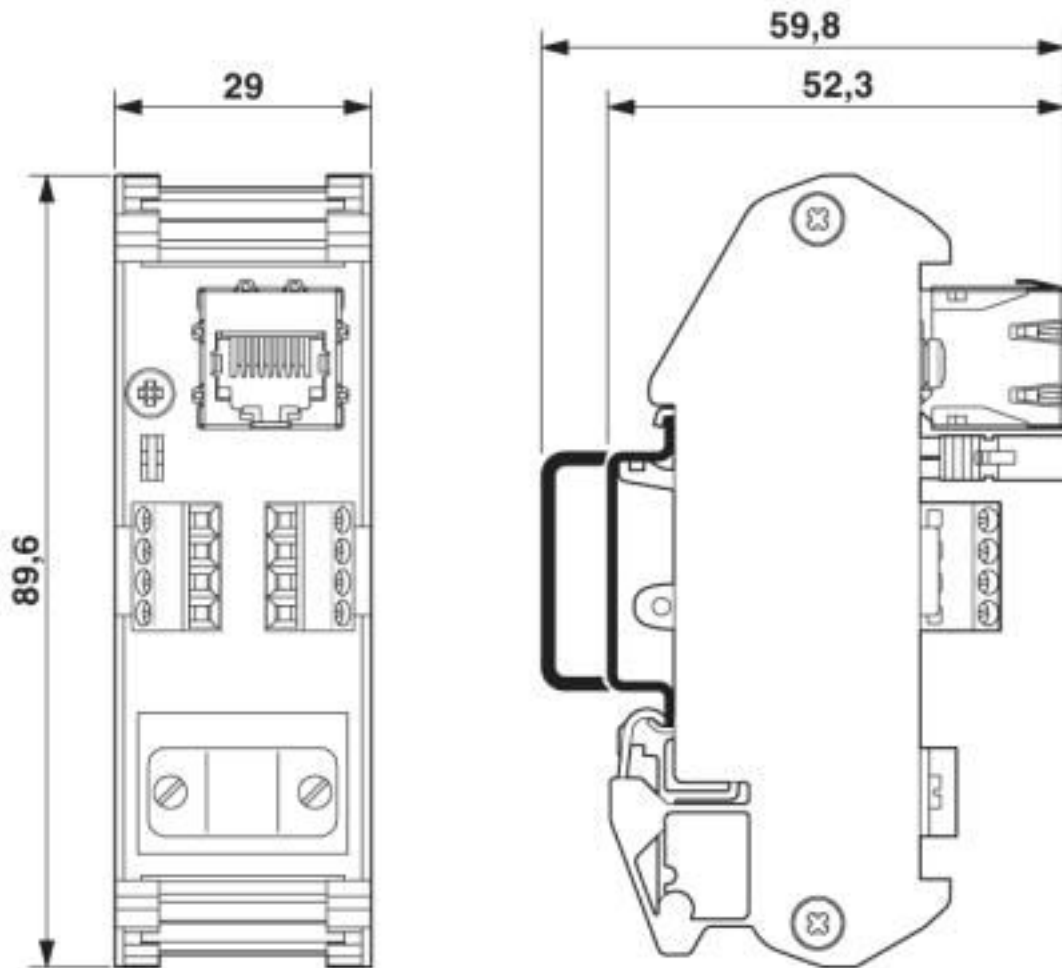
Environmental Product Compliance

REACH SVHC	Lead 7439-92-1
China RoHS	Environmentally Friendly Use Period = 50 years
	For details about hazardous substances go to tab "Downloads", Category "Manufacturer's declaration"

Drawings

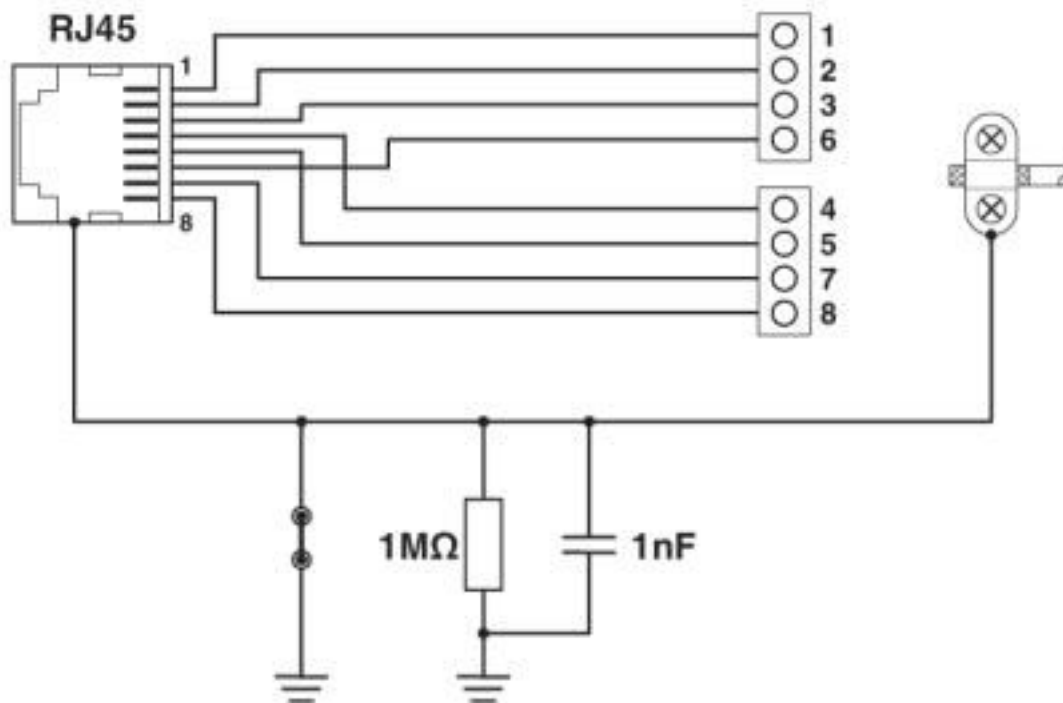
Patch panels - FL-PP-RJ45-SC - 2901643

Dimensional drawing

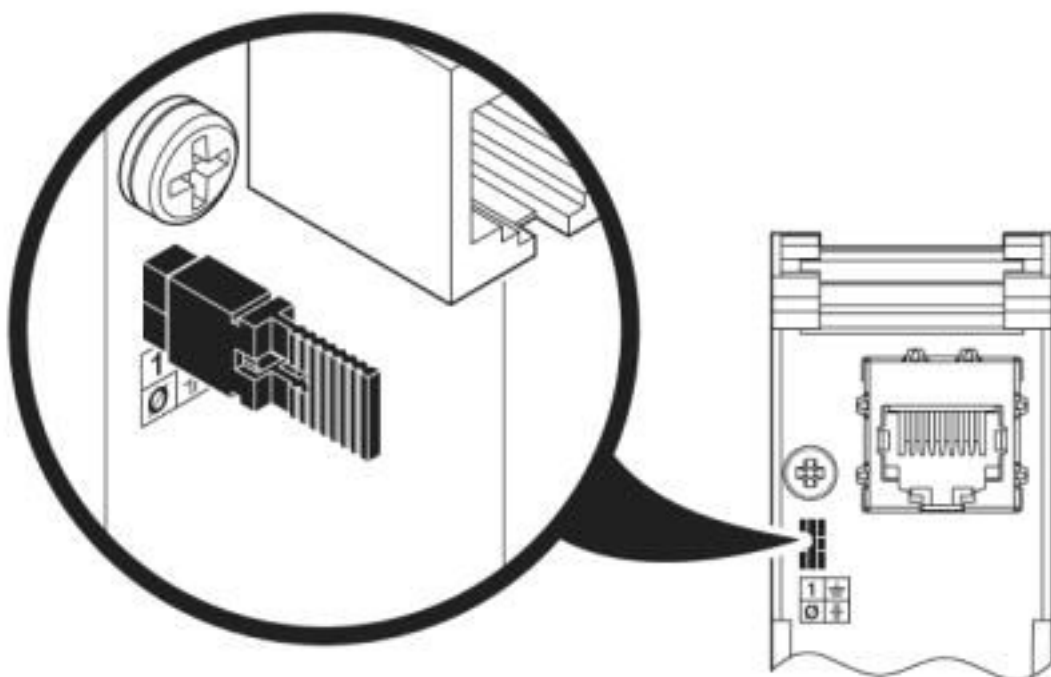


Patch panels - FL-PP-RJ45-SC - 2901643

Circuit diagram



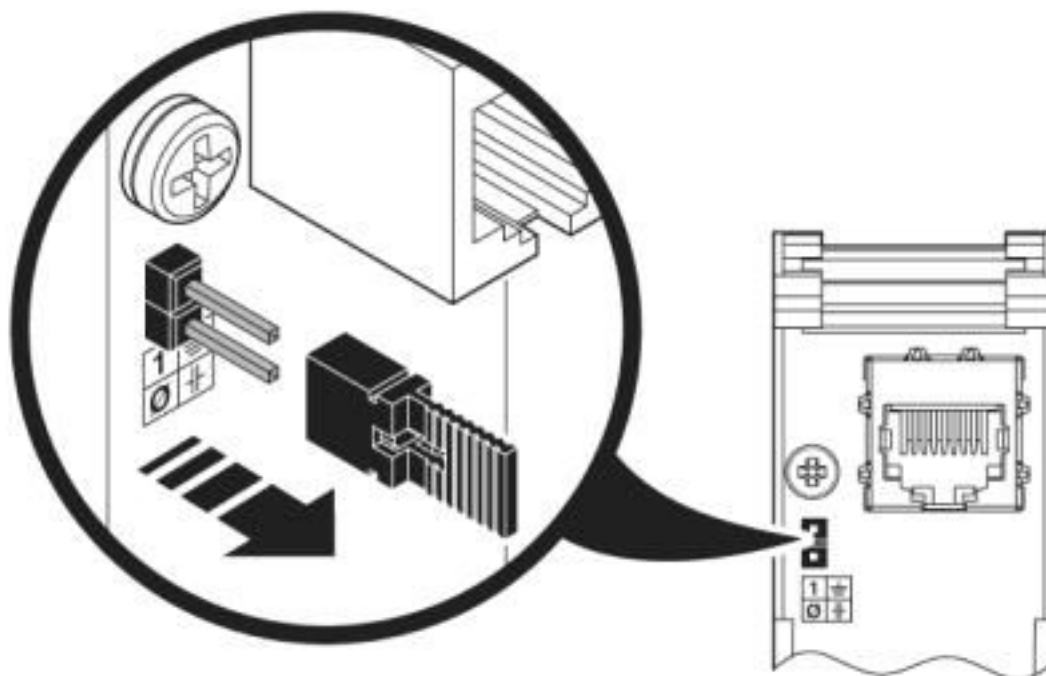
Schematic diagram



Shield connection direct to PE

Patch panels - FL-PP-RJ45-SC - 2901643

Schematic diagram



Shield connection to PE via RC element

Classifications

eCl@ss

eCl@ss 10.0.1	19170112
eCl@ss 11.0	19170112
eCl@ss 4.0	27230200
eCl@ss 4.1	27230200
eCl@ss 5.0	27230200
eCl@ss 5.1	27230200
eCl@ss 6.0	19170100
eCl@ss 7.0	19170112
eCl@ss 8.0	19170112
eCl@ss 9.0	19170112

ETIM

ETIM 3.0	EC000313
ETIM 4.0	EC001128
ETIM 5.0	EC002599
ETIM 6.0	EC002599
ETIM 7.0	EC002599

Patch panels - FL-PP-RJ45-SC - 2901643

Classifications

UNSPSC

UNSPSC 6.01	30211506
UNSPSC 7.0901	39121008
UNSPSC 11	39121008
UNSPSC 12.01	39121008
UNSPSC 13.2	26121604
UNSPSC 18.0	43223309
UNSPSC 19.0	43223309
UNSPSC 20.0	43223309
UNSPSC 21.0	43223309

Approvals

Approvals

Approvals

DNV GL

Ex Approvals

ATEX

Approval details

DNV GL		https://approvalfinder.dnvgl.com/	TAA00001KR
--------	---	---	------------

Accessories

Accessories

Data cable preassembled

Patch cable - NBC-R4AC-R4AC-IE8A/.../... - 1411854



Patch cable, degree of protection: IP20, number of positions: 8, 10 Gbps, CAT6_A, cable outlet: straight

Patch panels - FL-PP-RJ45-SC - 2901643

Accessories

Patch cable - NBC-R4AC/10G-R4AC/10G-94F/2,0 - 1408360



Patch cable, CAT6_A, 4-pair, shielded, connection not crossed (line), assembled at both ends with RJ45/IP20 connectors, outer sheath material: PUR, length: 2.0 m

Patch cable - NBC-R4AC/10G-R4AC/10G-94F/3,0 - 1408365



Patch cable, CAT6_A, 4-pair, shielded, connection not crossed (line), assembled at both ends with RJ45/IP20 connectors, outer sheath material: PUR, length: 3.0 m

Patch cable - NBC-R4AC/1,0-93B/R4AC - 1408968



PROFINET patch cable, shielded, star-quad, 22 AWG stranded (7-wire), green, straight RJ45 male connector/IP20 to straight RJ45 male connector/IP20, length: 1.0 m

Patch cable - NBC-R4AC/2,0-93B/R4AC - 1408969



PROFINET patch cable, shielded, star quad, 22 AWG stranded (7-wire), green, straight RJ45 plug/IP20, to straight RJ45 plug/IP20, length: 2 m

Data plug

Assembly tool - FL CRIMPTOOL - 2744869



Crimping pliers, for assembling the RJ45 plugs FL PLUG RJ45..., for assembly on site

Patch panels - FL-PP-RJ45-SC - 2901643

Accessories

RJ45 connector - VS-08-RJ45-10G/Q - 1419001



RJ45 connector, IP20, CAT6_A, 8-pos., with QUICKON fast connection technology, for 26 ... 24 AWG 1-wire and 7-wire conductors, color: black

RJ45 connector - VS-08-RJ45-5-Q/IP20 - 1656725



RJ45 connector, degree of protection: IP20, number of positions: 8, 1 Gbps, CAT5 (IEC 11801:2002), material: PA, connection method: IDC fast connection, connection cross section: AWG 26- 23, cable outlet: straight, color: traffic grey A RAL 7042

RJ45 connector - VS-08-RJ45-5-Q/IP20 BK - 1658008



RJ45 connector, degree of protection: IP20, number of positions: 8, 1 Gbps, CAT5 (IEC 11801:2002), material: PA, connection method: IDC fast connection, connection cross section: AWG 26- 23, cable outlet: straight, color: black

RJ45 connector - VS-PN-RJ45-5-Q/IP20 - 1658435



RJ45 connector, degree of protection: IP20, number of positions: 4, 100 Mbps, CAT5 (IEC 11801:2002), material: PA, connection method: IDC fast connection, cable outlet: straight, color: traffic grey A RAL 7042

Network isolator

Network isolator - FL ISOLATOR 100-RJ/SC - 2313928



Passive network isolator for electrical isolation in Ethernet networks. This protects Ethernet devices from potential differences of up to 4 kV. Can be used for transmission speeds of up to 100 Mbps. Connection using RJ45 and COMBICON plug-in screw terminal block.

Patch panels - FL-PP-RJ45-SC - 2901643

Accessories

Network isolator - FL ISOLATOR 100-RJ/RJ - 2313931



Passive network isolator for electrical isolation in Ethernet networks. This protects Ethernet devices from potential differences of up to 4 kV. Can be used for transmission speeds of up to 100 Mbps. Possible to connect two RJ45 plugs.

Network isolator - FL ISOLATOR 1000-RJ/RJ - 2313915



Passive network isolator for electrical isolation in Ethernet networks. This protects Ethernet devices from potential differences of up to 4 kV. Can be used for transmission speeds of up to 1 Gbps. Possible to connect two RJ45 plugs.

Network isolator - FL ISOLATOR 100-M12 - 2902985



Passive network isolator for electrical isolation in Ethernet networks. For the protection of Ethernet devices against potential differences of up to 4 kV. Can be used for transmission speeds of up to 100 Mbps. Ethernet connection via two M12 sockets (D-coded).

Patch cable

Patch cable - FL CAT5 PATCH 0,3 - 2832250



Patch cable, CAT5, assembled, 0.3 m

Patch cable - FL CAT5 PATCH 0,5 - 2832263



Patch cable, CAT5, assembled, 0.5 m

Patch panels - FL-PP-RJ45-SC - 2901643

Accessories

Patch cable - FL CAT5 PATCH 1,0 - 2832276



Patch cable, CAT5, assembled, 1 m

Patch cable - FL CAT5 PATCH 1,5 - 2832221



Patch cable, CAT5, assembled, 1.5 m

Patch cable - FL CAT5 PATCH 2,0 - 2832289



Patch cable, CAT5, assembled, 2 m

Patch cable - FL CAT5 PATCH 3,0 - 2832292



Patch cable, CAT5, assembled, 3 m

Screwdriver tools

Screwdriver - SZF 0-0,4X2,5 - 1204504



Actuation tool, for ST terminal blocks, also suitable for use as a bladed screwdriver, size: 0.4 x 2.5 x 75 mm, 2-component grip, with non-slip grip

Patch panels - FL-PP-RJ45-SC - 2901643

Accessories

Stripping tool - VS-CABLE-STRIP-VARIO - 1657407



Stripping tool, for the multi-level stripping of shielded cables

Additional products

Patch panels - FL-PP-RJ45-SCC - 2901642



Patch panel, one RJ45 jack to 8 spring-force connection terminal blocks (1:1 assignment), CAT5e, 10/100/1000 Mbps, DIN rail adapter, IP20, option of shield contacting to the DIN rail via jumpers

Patch panels - FL-PP-RJ45-LSA - 2901645



Patch panel, one RJ45 jack to 8 LSA connection terminal blocks (1:1 assignment), CAT5e, 10/100/1000 Mbps, DIN rail adapter, IP20, option of shield contacting to the DIN rail via bridges

Patch panels - FL-PP-RJ45/RJ45 - 2901646



Patch panel, two RJ45 jacks (1:1 assignment), CAT5e, 10/100/1000 Mbps, DIN rail adapter, IP20, option of shield contacting to the DIN rail via jumpers