

## Inline terminal - IB IL 24 DO 2-2A-PAC - 2861263

Please be informed that the data shown in this PDF Document is generated from our Online Catalog. Please find the complete data in the user's documentation. Our General Terms of Use for Downloads are valid (<http://phoenixcontact.com/download>)



Inline, Digital output terminal, Digital outputs: 2, 24 V DC, 2 A, connection method: 4-wire, transmission speed in the local bus: 500 kbps, degree of protection: IP20, including Inline connector and labeling field

### Product Description

The terminal is designed for use within an Inline station. It is used to output digital signals.

### Your advantages

- 2 digital outputs
- Connection of actuators in 2, 3, and 4-wire technology
- Nominal current per output: 2 A
- Total current of the terminal: 4 A
- Short-circuit-proof and overload-protected outputs
- Approved for use in a safety-related segment circuit



### Key Commercial Data

Packing unit	1 pc
GTIN	
GTIN	4017918894207

### Technical data

#### Note

Utilization restriction	EMC: class A product, see manufacturer's declaration in the download area
	Use in potentially explosive areas is not permitted in China.

#### Dimensions

Width	12.2 mm
Height	119.8 mm
Depth	71.5 mm

# Inline terminal - IB IL 24 DO 2-2A-PAC - 2861263

## Technical data

### Dimensions

Note on dimensions	Housing dimensions
--------------------	--------------------

### Ambient conditions

Ambient temperature (operation)	-25 °C ... 55 °C
Ambient temperature (storage/transport)	-25 °C ... 85 °C
Permissible humidity (operation)	10 % ... 95 % (non-condensing)
Permissible humidity (storage/transport)	10 % ... 95 % (non-condensing)
Air pressure (operation)	70 kPa ... 106 kPa (up to 3000 m above sea level)
	80 kPa ... 106 kPa (up to 3000 m above sea level, in ATEX Zone 2)
Air pressure (storage/transport)	70 kPa ... 106 kPa (up to 3000 m above sea level)
Degree of protection	IP20

### General

Mounting type	DIN rail
Color	green
Net weight	82.1 g
Note on weight specifications	with connector
Operating mode	Process data mode with 2 bits
Diagnostics messages	Short-circuit or overload of the digital outputs Error message in the diagnostic code (bus) and display (2 Hz) via the LED (D) on the module

### Interfaces

Designation	Inline local bus
Number	2
Connection method	Inline data jumper
Transmission speed	500 kbps

### Inline potentials

Designation	Communications power (U <sub>L</sub> )
Supply voltage	7.5 V DC (via voltage jumper)
Current consumption	max. 35 mA
Power consumption	max. 0.27 W
Designation	Segment circuit supply (U <sub>S</sub> )
Supply voltage	24 V DC (via voltage jumper)
Supply voltage range	19.2 V DC ... 30 V DC (including all tolerances, including ripple)
Current consumption	max. 4 A
	0 A (without actuators)

### Digital outputs

Output name	Digital outputs
Connection method	Spring-cage connection
Connection technology	4-wire
Number of outputs	2
Protective circuit	Overload protection, short-circuit protection of outputs

## Inline terminal - IB IL 24 DO 2-2A-PAC - 2861263

### Technical data

#### Digital outputs

Output voltage	24 V DC ( $U_s - 1$ V)
Nominal output voltage	24 V DC
Nominal load, inductive	48 VA (1,2 H, 12 $\Omega$ )
Nominal load, lamp	48 W
Nominal load, ohmic	48 W (12 $\Omega$ )
Limitation of the voltage induced on circuit interruption	approx. -0.7 V
Behavior with overload	Auto restart
Behavior with inductive overload	Output can be destroyed
Reverse voltage resistance to short pulses	Reverse voltage proof

#### Electrical isolation

Test section	7.5 V supply (bus logics)/24 V supply (I/O) 500 V AC 50 Hz 1 min.
	24 V supply (I/O)/functional ground 500 V AC 50 Hz 1 min.
	7.5 V supply (bus logic)/functional ground 500 V AC 50 Hz 1 min.

#### Standards and Regulations

Connection in acc. with standard	CUL
Protection class	III (IEC 61140, EN 61140, VDE 0140-1)

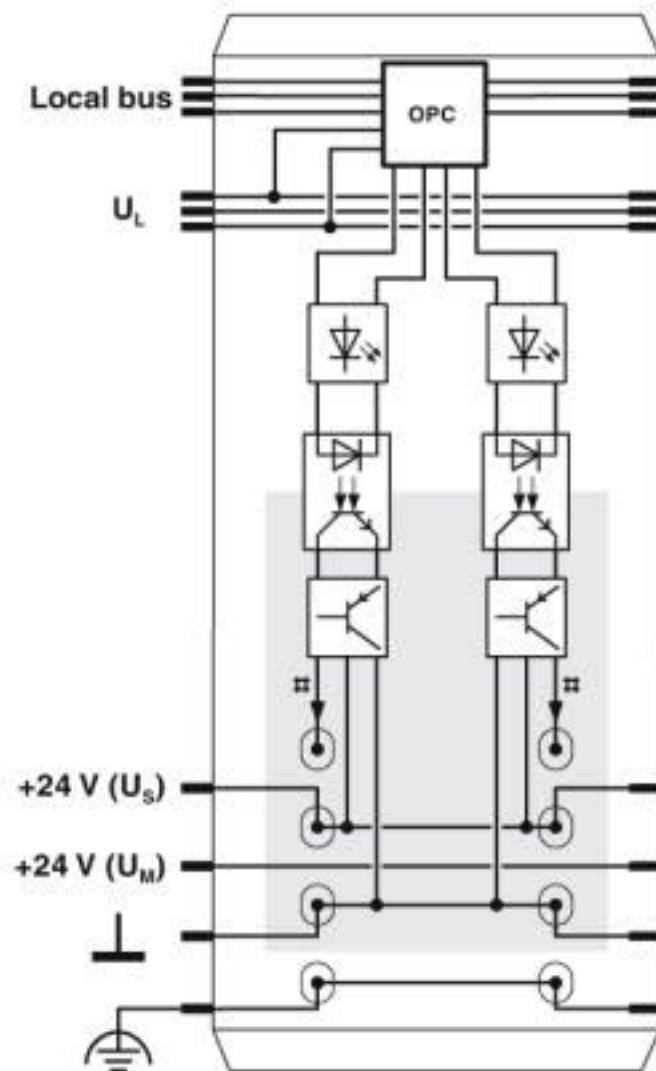
#### Environmental Product Compliance

REACH SVHC	Lead 7439-92-1
China RoHS	Environmentally Friendly Use Period = 50 years
	For details about hazardous substances go to tab "Downloads", Category "Manufacturer's declaration"

### Drawings

# Inline terminal - IB IL 24 DO 2-2A-PAC - 2861263

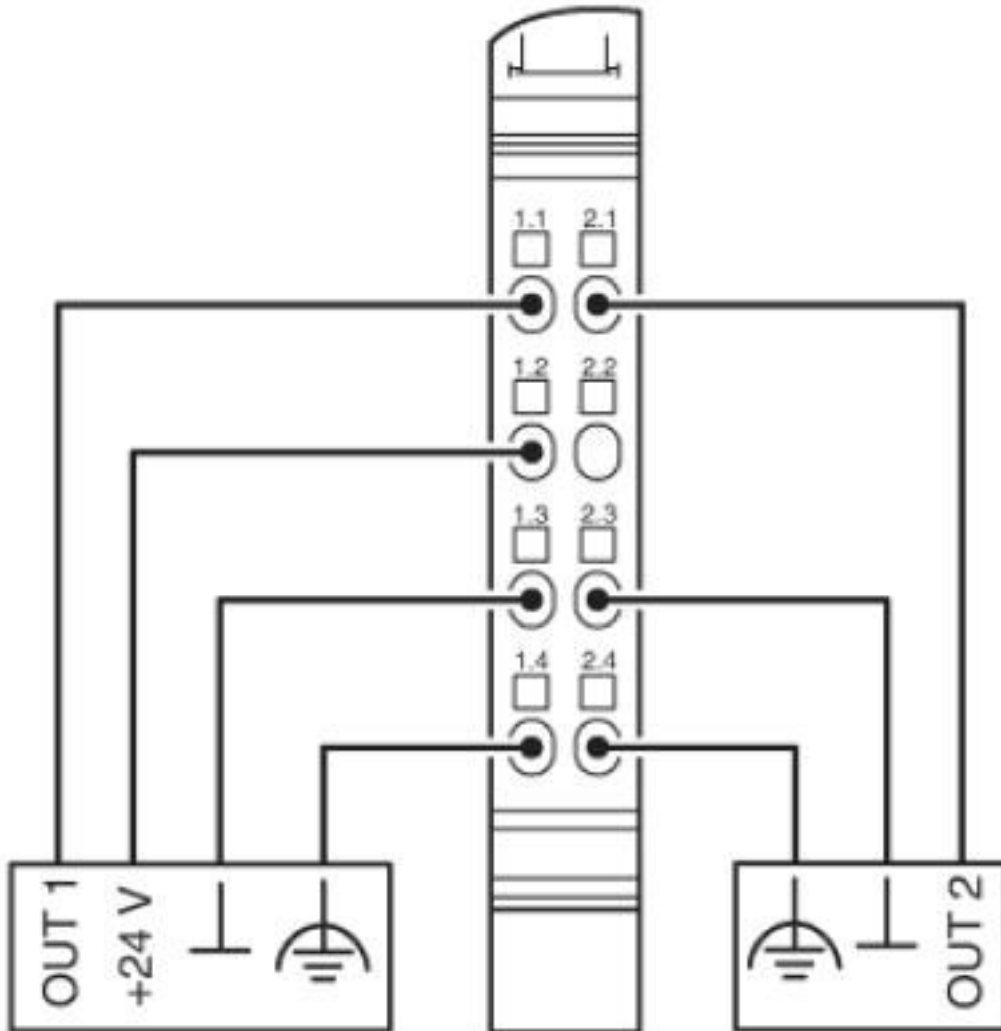
Block diagram



Internal wiring of the terminal points

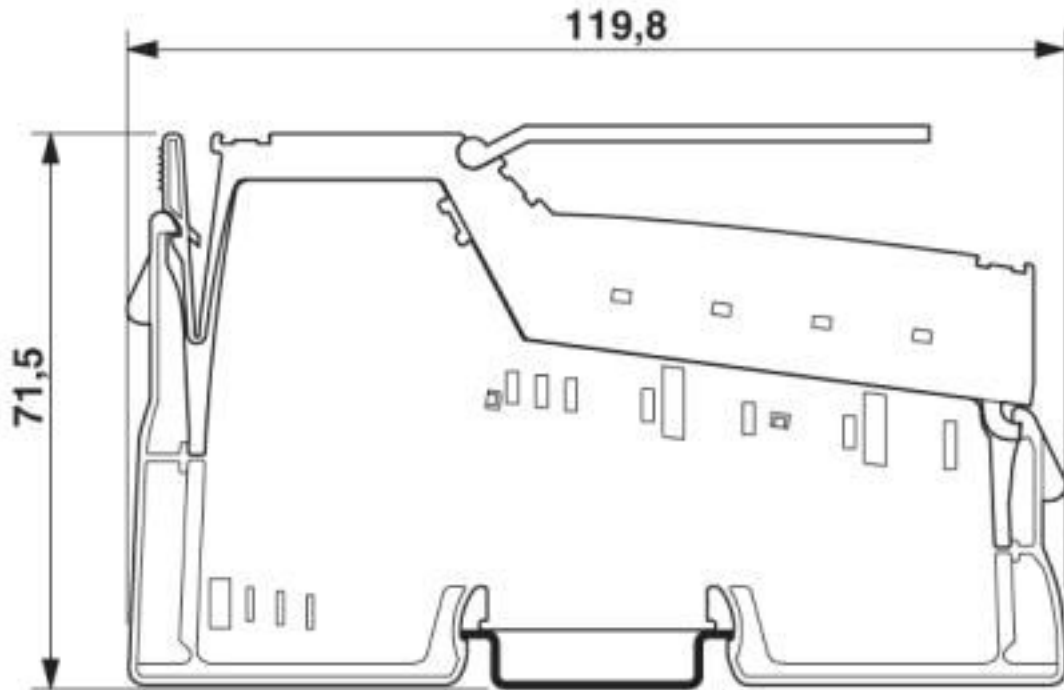
# Inline terminal - IB IL 24 DO 2-2A-PAC - 2861263

Connection diagram



# Inline terminal - IB IL 24 DO 2-2A-PAC - 2861263

Dimensional drawing



## Classifications

eCl@ss

eCl@ss 10.0.1	27242604
eCl@ss 11.0	27242604
eCl@ss 4.0	27250300
eCl@ss 4.1	27250300
eCl@ss 5.0	27250300
eCl@ss 5.1	27242600
eCl@ss 6.0	27242600
eCl@ss 7.0	27242604
eCl@ss 8.0	27242604
eCl@ss 9.0	27242604

ETIM

ETIM 2.0	EC001430
ETIM 3.0	EC001599
ETIM 4.0	EC001599
ETIM 5.0	EC001599
ETIM 6.0	EC001599
ETIM 7.0	EC001599

# Inline terminal - IB IL 24 DO 2-2A-PAC - 2861263

## Classifications

### UNSPSC

UNSPSC 6.01	43172015
UNSPSC 7.0901	43201404
UNSPSC 11	43172015
UNSPSC 12.01	43201404
UNSPSC 13.2	32151602
UNSPSC 18.0	32151602
UNSPSC 19.0	32151602
UNSPSC 20.0	32151602
UNSPSC 21.0	32151602

## Approvals

### Approvals

Approvals

UL Recognized / EAC

Ex Approvals

UL Listed / cUL Listed / ATEX / cULus Listed

### Approval details

UL Recognized		<a href="http://database.ul.com/cgi-bin/XYV/template/LISEXT/1FRAME/index.htm">http://database.ul.com/cgi-bin/XYV/template/LISEXT/1FRAME/index.htm</a>	FILE E 140324
---------------	--	---	---------------

EAC		EAC-Zulassung
-----	--	---------------

## Accessories

### Accessories

#### Labeling panel

Labeling field - IB IL FIELD 2 - 2727501

Labeling field, width: 12.2 mm



## Inline terminal - IB IL 24 DO 2-2A-PAC - 2861263

### Accessories

---

#### Plug

Inline connector - IB IL SCN-8 - 2726337

Connector, for digital 1, 2 or 8-channel Inline terminals



---

Inline connector - IB IL SCN-8-CP - 2727608

Inline connector, colored



---

#### Terminal marking

Insert strip - ESL 62X10 - 0809492

Insert strip, Sheet, white, unlabeled, can be labeled with: Office printing systems: Laser printer, mounting type: insert, lettering field size: 62 x 10 mm, Number of individual labels: 72



---

Phoenix Contact 2020 © - all rights reserved  
<http://www.phoenixcontact.com>

PHOENIX CONTACT GmbH & Co. KG  
Flachsmarktstr. 8  
32825 Blomberg  
Germany  
Tel. +49 5235 300  
Fax +49 5235 3 41200  
<http://www.phoenixcontact.com>