

## D-SUB panel mounting frames - VS-09-A-GC-BU/BU - 1689695

Please be informed that the data shown in this PDF Document is generated from our Online Catalog. Please find the complete data in the user's documentation. Our General Terms of Use for Downloads are valid  
(<http://phoenixcontact.com/download>)




D-SUB panel mounting frame, shell size 1, with nine signal contacts, socket, gender changer, shielded, IP67 degree of protection

### Your advantages

- ✓ 9-pos. D-SUB connection
- ✓ IP67 protection class
- ✓ Easy mounting



### Key Commercial Data

Packing unit	5 pc
GTIN	 4 017918 929046
GTIN	4017918929046

### Technical data

#### Mechanical characteristics

Number of slots	1
Overvoltage category	III
Insertion/withdrawal cycles	200
Degree of pollution	2
Locking type	Screw locking
Weight	19.17 g
Flammability rating according to UL 94	V0

#### Ambient conditions

Ambient temperature (operation)	-40 °C ... 80 °C
Ambient temperature (assembly)	-40 °C ... 80 °C
Ambient temperature (storage/transport)	-40 °C ... 80 °C

#### Material data

# D-SUB panel mounting frames - VS-09-A-GC-BU/BU - 1689695

## Technical data

### Material data

Contact surface material	Au/Ni
Contact material	Copper alloy
Seal material	NBR
Housing material	PA
Seal material	NBR
Width	24 mm
Height	54 mm
Length	27.9 mm
Mounting type	Front mounting

### Electrical characteristics

Number of positions	9
Rated current	5 A
Overvoltage category	III
Degree of pollution	2
Rated voltage (III/3)	125 V

### Standards and Regulations

Flammability rating according to UL 94	V0
Safety note	WARNING: The connectors may not be plugged in or disconnected under load. Ignoring the warning or improper use may damage persons and/or property.
	• WARNING: Commission properly functioning products only. The products must be regularly inspected for damage. Decommission defective products immediately. Replace damaged products. Repairs are not possible.
	• WARNING: Only electrically qualified personnel may install and operate the product. They must observe the following safety notes. The qualified personnel must be familiar with the basics of electrical engineering. They must be able to recognize and prevent danger. The relevant symbol on the packaging indicates that only personnel familiar with electrical engineering are allowed to install and operate the product.
	• The products are suitable for applications in plant, controller, and electrical device engineering.
	• When operating the connectors in outdoor applications, they must be separately protected against environmental influences.
	• Assembled products may not be manipulated or improperly opened.
	• Only use mating connectors that are specified in the technical data of the standards listed (e.g. the ones listed in the product accessories online at <a href="https://www.phoenixcontact.com/products">phoenixcontact.com/products</a> ).
	• When using the product in direct connection with third-party manufacturers, the user is responsible.
	• For operating voltages > 50 V AC, conductive connector housings must be grounded
	• Only use tools recommended by Phoenix Contact
	• The installation notes/Design In documents online on the download page at <a href="https://www.phoenixcontact.com/products">phoenixcontact.com/products</a> must be observed for this product.

## D-SUB panel mounting frames - VS-09-A-GC-BU/BU - 1689695

### Technical data

#### Standards and Regulations

	<ul style="list-style-type: none"><li>• Use a protective cap to protect connectors that are not in use. The suitable accessories are available online in the accessory section of the product at <a href="https://www.phoenixcontact.com/products">phoenixcontact.com/products</a></li></ul>
	<ul style="list-style-type: none"><li>• Operate the connector only when it is fully plugged in and interlocked.</li></ul>
	<ul style="list-style-type: none"><li>• Operate the connector only when it is fully plugged in.</li></ul>
	<ul style="list-style-type: none"><li>• Ensure that when laying the cable, the tensile load on the connectors does not exceed the upper limit specified in the standards.</li></ul>
	<ul style="list-style-type: none"><li>• Observe the minimum bending radius of the cable. Lay the cable without twisting it.</li></ul>
	<ul style="list-style-type: none"><li>• VDE 0100/1.97 § 411.1.3.2 and DIN EN 60 204/11.98 § 14.1.3 are applicable when combining several circuits in a cable and/or connector</li></ul>

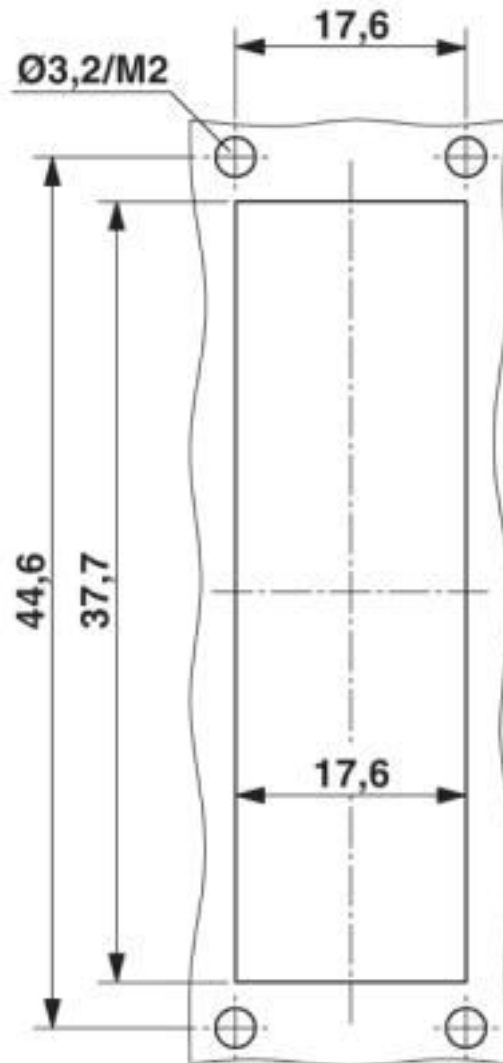
#### Environmental Product Compliance

REACH SVHC	Lead 7439-92-1
China RoHS	Environmentally Friendly Use Period = 50 years
	For details about hazardous substances go to tab "Downloads", Category "Manufacturer's declaration"

### Drawings

## D-SUB panel mounting frames - VS-09-A-GC-BU/BU - 1689695

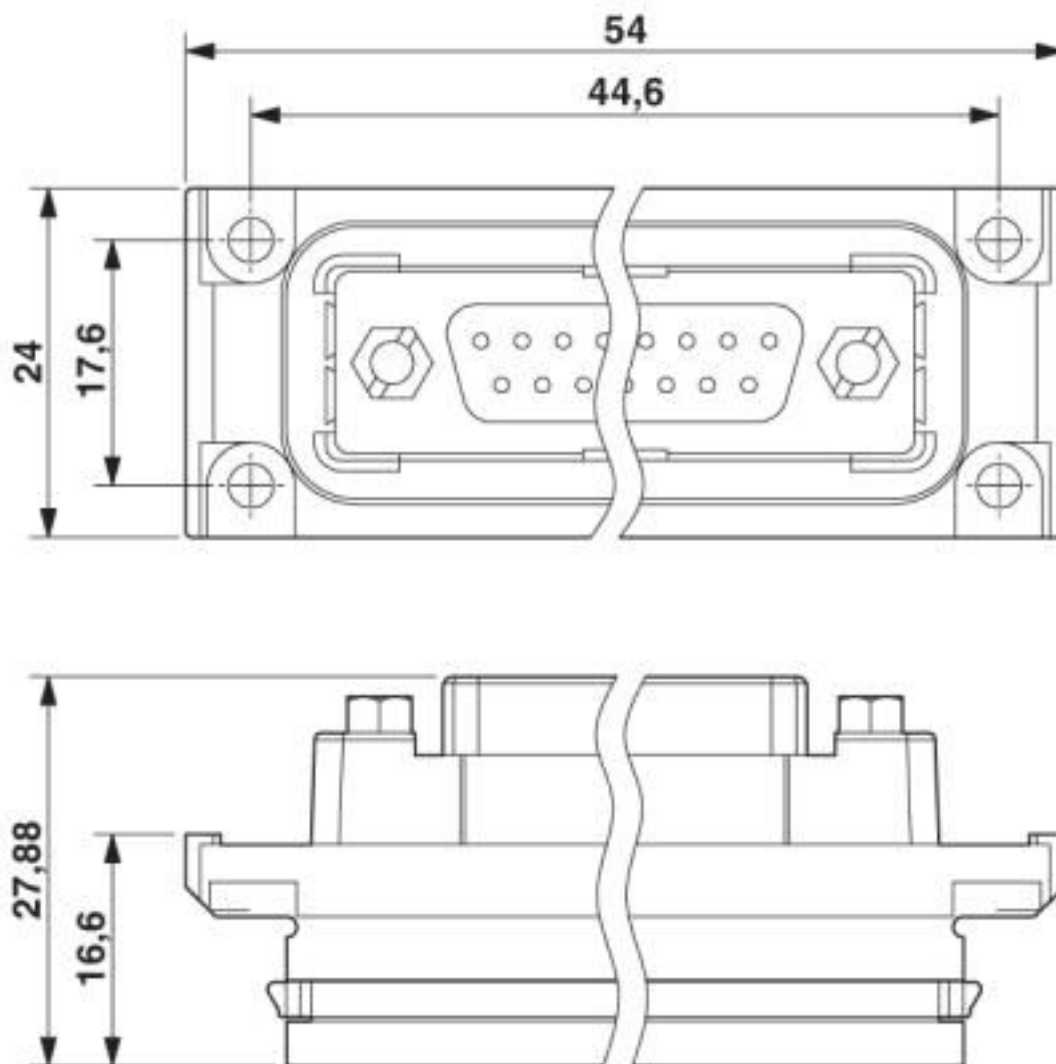
Dimensional drawing



Mounting cutout: VS-09-A...

## D-SUB panel mounting frames - VS-09-A-GC-BU/BU - 1689695

Dimensional drawing



D-SUB panel mounting frame

### Classifications

eCl@ss

eCl@ss 10.0.1	27440214
eCl@ss 11.0	27440214
eCl@ss 4.0	27260700
eCl@ss 4.1	27260700
eCl@ss 5.0	27260700
eCl@ss 5.1	27261200
eCl@ss 6.0	27261200
eCl@ss 7.0	27440202
eCl@ss 8.0	27440214

## D-SUB panel mounting frames - VS-09-A-GC-BU/BU - 1689695

### Classifications

eCl@ss

eCl@ss 9.0	27440214
------------	----------

### ETIM

ETIM 2.0	EC000437
ETIM 3.0	EC000437
ETIM 4.0	EC000437
ETIM 5.0	EC001136
ETIM 6.0	EC001136
ETIM 7.0	EC001136

### UNSPSC

UNSPSC 6.01	31261501
UNSPSC 7.0901	31261501
UNSPSC 11	31261501
UNSPSC 12.01	31261501
UNSPSC 13.2	31261501
UNSPSC 18.0	39121421
UNSPSC 19.0	39121421
UNSPSC 20.0	39121421
UNSPSC 21.0	39121421

### Approvals


Approvals

Approvals

EAC

Ex Approvals

### Approval details

EAC		B.01687
-----	---	---------

### Accessories

Accessories

Protective cover

## D-SUB panel mounting frames - VS-09-A-GC-BU/BU - 1689695

### Accessories

D-SUB protective cover - VS-09-SD - 1887086

D-SUB protective cover, material: PA, size of housing: 1, color: gray



---

Phoenix Contact 2020 © - all rights reserved  
<http://www.phoenixcontact.com>

PHOENIX CONTACT GmbH & Co. KG  
Flachsmarktstr. 8  
32825 Blomberg  
Germany  
Tel. +49 5235 300  
Fax +49 5235 3 41200  
<http://www.phoenixcontact.com>